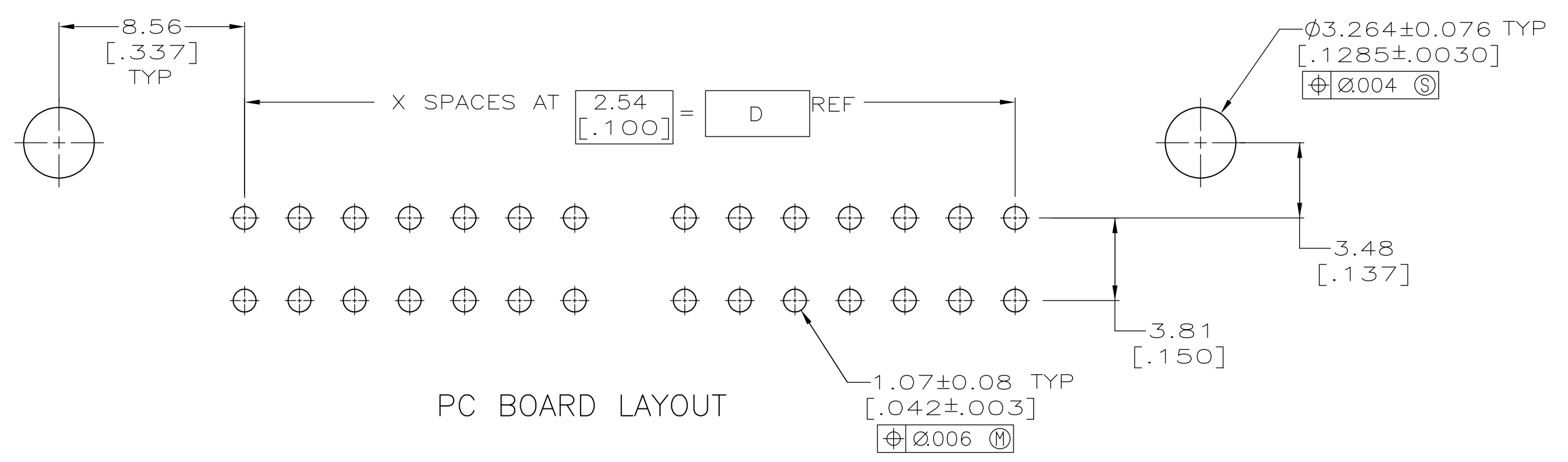
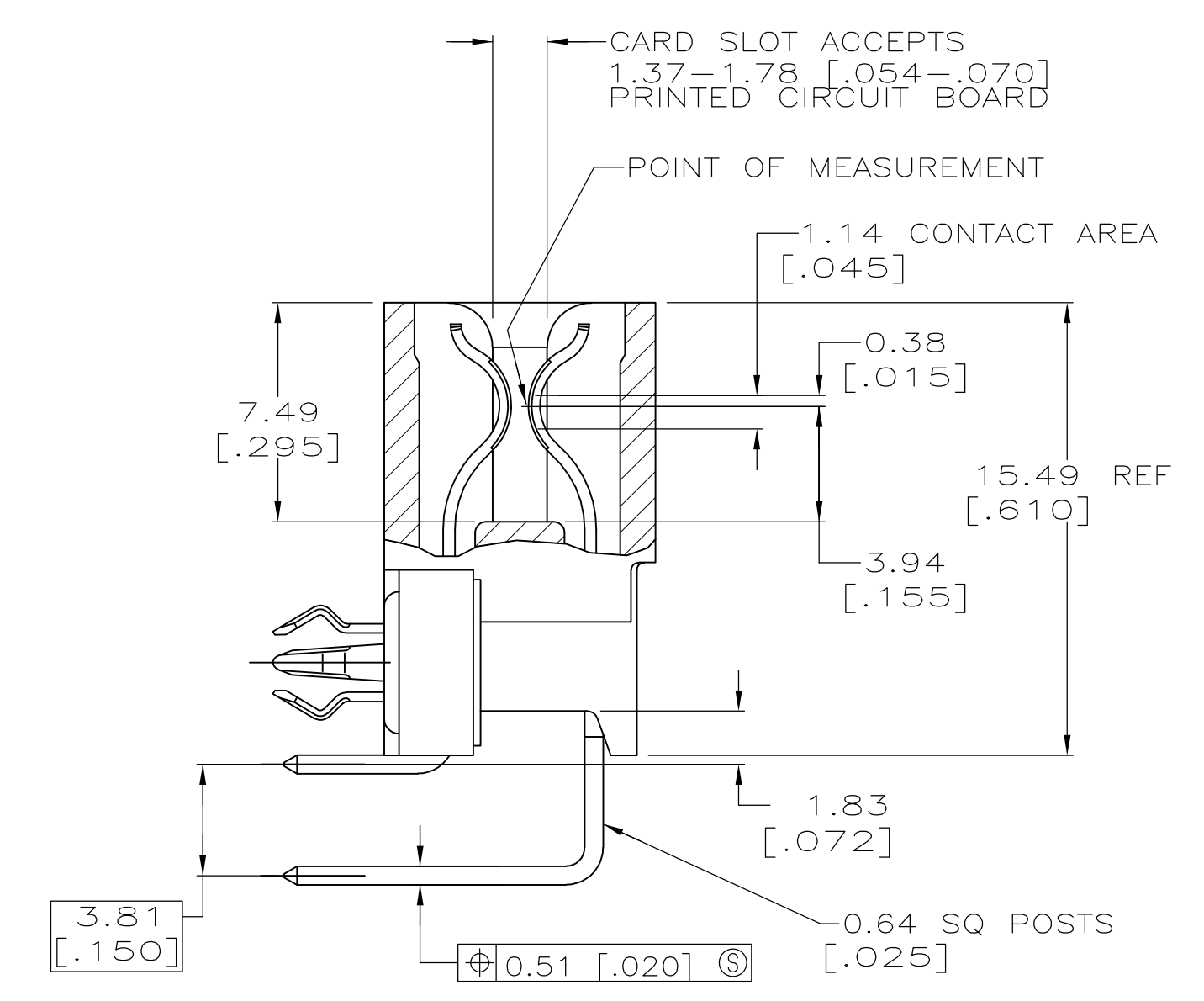
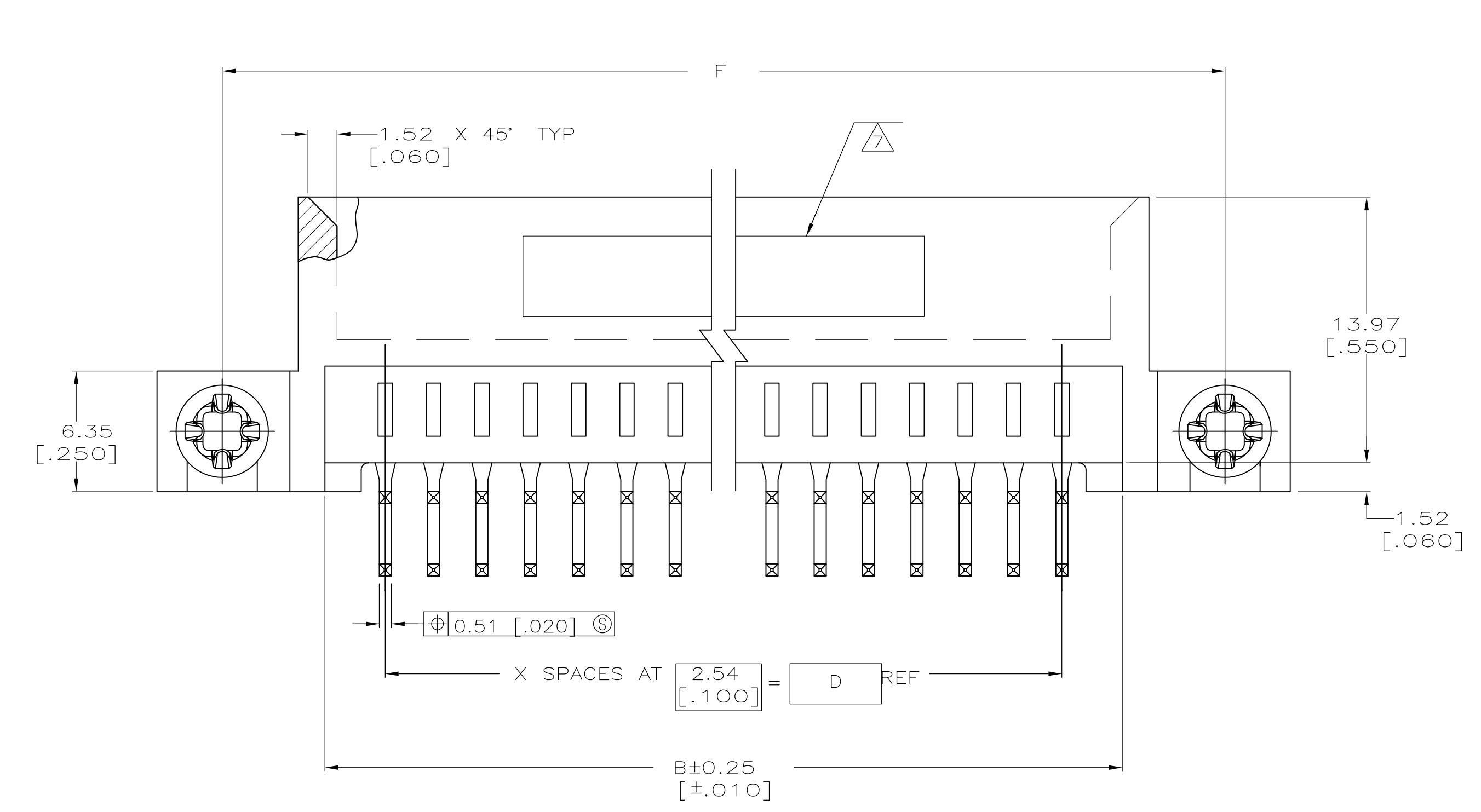


- ① HOUSING: GLASS FILLED POLYESTER; COLOR: BLACK.
- ② CONTACT: PHOSPHOR BRONZE.
- ③ NICKEL UNDERPLATE: 0.00127 [.000050] MIN - ALL OVER.
- ④ MATTE TIN PLATE: 0.00254 [.000100] MIN - SOLDER POSTS.
- ⑤ GOLD PLATE: 0.00076 [.000030] MIN - CONTACT AREA.
- ⑥ NICKEL PLATE PER MIL-G-45204. GOLD PLATE PER QQ-N-290.
- ⑦ AMP PART NUMBER AND DATE CODE ARE MARKED IN APPROXIMATE AREA SHOWN, OPPOSITE POST TIPS.
- 8. RECOMMENDED PCB FINISHED HOLE DIA: 1.07±0.08 [.042±.003].
- 9. PACKAGED IN GANG OF TUBES.



2.286 (.090)	11	45.08 (1.775)	51.94 (2.045)	27.94 (1.100)	33.02 (1.300)	34.29 (1.350)	37.08 (1.460)	12	5145089-1
G	X	F	E	D	C	B	A	NO OF POSN	PART NUMBER

THIS DRAWING IS A CONTROLLED DOCUMENT.

DIMENSIONS: mm	TOLERANCES UNLESS OTHERWISE SPECIFIED:	0 PLC ± -	1 PLC ± -	2 PLC ± 0.13[.005]	3 PLC ± -	4 PLC ± -	ANGLES ± °
MATERIAL	FINISH	WEIGHT	SIZE	CAGE CODE	DRAWING NO	RESTRICTED TO	
			A1	00779	5145089		

Customer Drawing SCALE 5:1 SHEET 1 OF 1 REV A1